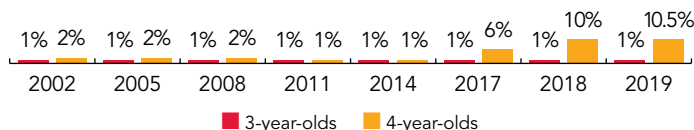
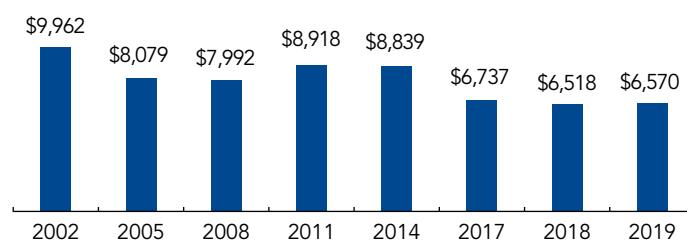


# Minnesota

PERCENT OF STATE POPULATION ENROLLED



STATE SPENDING PER CHILD ENROLLED  
(2019 DOLLARS)



## OVERVIEW

Minnesota preschool programs enrolled 8,237 children in 2018-2019, an increase of 565 children from the prior year. State funding totaled \$54,114,602, up \$4,105,137 (8%), adjusted for inflation, since last year. State spending per child equaled \$6,570 in 2018-2019, up \$51 from 2017-2018, adjusted for inflation. Minnesota met an average of 5.4 of 10 quality standards benchmarks.

## WHAT'S NEW

The Minnesota Department of Education, in partnership with Health and Human Services, was awarded a Preschool Development Grant Birth through Five renewal award in 2019 for \$26.7 million over three years. The grant will be used to fund Help Me Connect, a centralized system to connect families and those working with families to resources and direct referral to programs and services; investing in community solutions to community-identified challenges through sub-grants; pilot 4-10 local, cross-agency hubs in the state to use as a prevention strategy; explore technology supports to increase information sharing to coordinate eligibility and services; and early childhood workforce supports.

## BACKGROUND

Minnesota financially supplements Head Start and Early Head Start programs in order to increase access to early childhood education for children birth to age five. All state-supported Head Start programs are required to follow the Early Childhood Indicators of Progress (ECIPs), Minnesota's early learning standards birth to kindergarten entrance as well as the federal Head Start Performance Standards.

A second state-funded preschool program, Voluntary Prekindergarten (VPK), was established in 2016-2017 and funded through general education funds as a new grade level with children funded at 0.6 ADM. In 2017-2018, the state legislature created the School Readiness Plus (SRP) program, a variation of VPK. Districts could apply to be a VPK or SRP district; most chose to offer VPK. Funding for SRP will end after the 2020-2021 school year.

Across VPK and SRP, more than 7,000 seats were allocated to 124 school districts (including charter schools) at 193 public sites and 21 charter sites through an application and ranking process based on free and reduced-price lunch percentages of each elementary school in the state. The program operates a minimum of 350 hours per year and serves children who are 4-years-old by September 1.

Voluntary Prekindergarten standards build on existing School Readiness standards by requiring the use of a defined list of curriculum and assessment tools aligned with the early learning standards and Kindergarten Entrance Assessment, paying knowledgeable teaching staff wages comparable to local K-12 teachers, observing teacher-child interactions to guide professional development using an approved instrument, involving parents in transition planning, and measuring the impact of the program through either a self- or state-designed tool.

Minnesota has other state-funded early childhood initiatives that are not included in this report: The Early Learning Scholarships Programs provides scholarships to eligible families with children between the ages of 3 and 4 years old as of September 1 for early childhood programs earning a Three- or Four-Star Parent Aware Rating. The School Readiness Program, under local school district control, provides preschool education and home visits with a focus on health and development screening, parent engagement and community services.

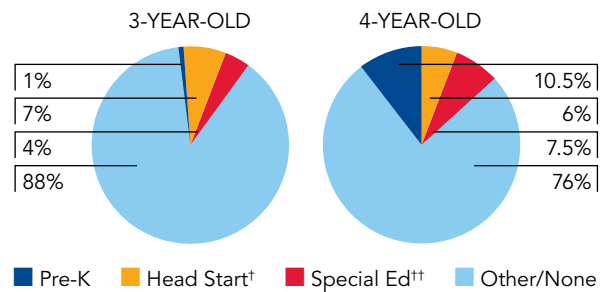
Minnesota's overall support for state-funded preschool, including enrollment and funding for both Minnesota Head Start and VPK/SRP, is depicted in the first two pages of this state profile. The third page focuses solely on Minnesota Head Start and the fourth page provides information on VPK/SRP.

## MINNESOTA STATE OVERVIEW

### ACCESS

Total state pre-K enrollment .....	8,237
Special education enrollment, ages 3 and 4 .....	10,276
Federally funded Head Start enrollment, ages 3 and 4 .....	9,348
State-funded Head Start enrollment, ages 3 and 4.....	1,202

### PERCENT OF POPULATION ENROLLED IN PUBLIC ECE

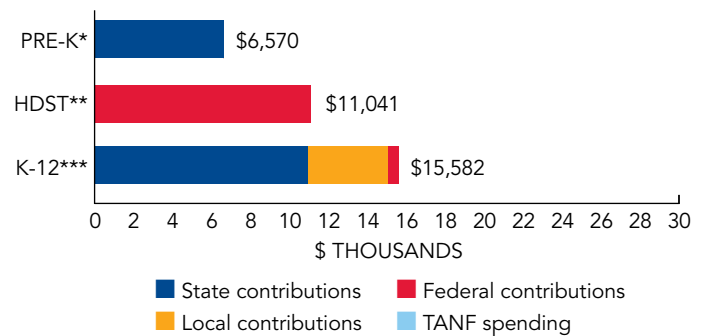


<sup>†</sup> Some Head Start children may also be counted in state pre-K (VPK/SRP).  
<sup>††</sup> Estimates children in special education not also enrolled in state pre-K or Head Start.

### RESOURCES

Total state pre-K spending .....	\$54,114,602
State Head Start spending .....	\$11,112,490
State spending per child enrolled .....	\$6,570
All reported spending per child enrolled* .....	\$6,570

### SPENDING PER CHILD ENROLLED



\* Pre-K programs may receive additional funds from federal or local sources that are not included in this figure.

\*\* Head Start per-child spending includes funding only for 3- and 4-year-olds.

\*\*\* K-12 expenditures include capital spending as well as current operating expenditures.

ACCESS RANKINGS	
4-YEAR-OLDS	3-YEAR-OLDS
34	28

RESOURCE RANKINGS	
STATE SPENDING	ALL REPORTED SPENDING
15	24

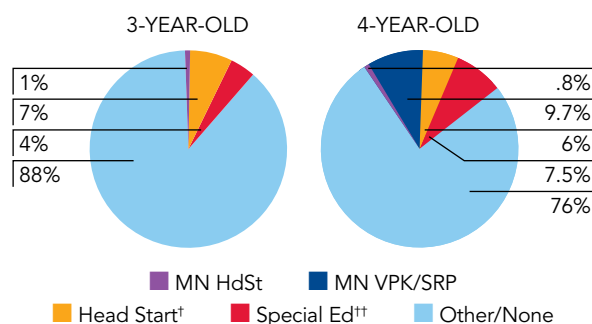
TOTAL BENCHMARKS MET
5.4

## MINNESOTA HEAD START

### ACCESS

Total state pre-K enrollment .....	1,202
School districts that offer state program .....	100% (counties/parishes)
Income requirement .....	100% FPL
Minimum hours of operation .....	Determined locally
Operating schedule .....	Determined locally

### PERCENT OF POPULATION ENROLLED IN PUBLIC ECE



† Some Head Start children may also be counted in state pre-K (VPK/SRP).

†† Estimates children in special education not also enrolled in state pre-K or Head Start.

### QUALITY STANDARDS CHECKLIST

POLICY	MN HDST REQUIREMENT	BENCHMARK	REQUIREMENT MEETS BENCHMARK?
Early learning & development standards	Comprehensive, aligned, supported, culturally sensitive	Comprehensive, aligned, supported, culturally sensitive	<input checked="" type="checkbox"/>
Curriculum supports	Approval process & supports	Approval process & supports	<input checked="" type="checkbox"/>
Teacher degree	BA (public); AA (nonpublic)	BA	<input type="checkbox"/>
Teacher specialized training	ECE, CD, ECE SpEd	Specializing in pre-K	<input checked="" type="checkbox"/>
Assistant teacher degree	CDA	CDA or equivalent	<input checked="" type="checkbox"/>
Staff professional development	15 hours/year; PD plans; Coaching	For teachers & assistants: At least 15 hours/year; individual PD plans; coaching	<input checked="" type="checkbox"/>
Maximum class size	15 (3-year-olds); 20 (4-year-olds)	20 or lower	<input checked="" type="checkbox"/>
Staff-child ratio	2:15 (3-year-olds); 1:10 (4-year-olds)	1:10 or better	<input checked="" type="checkbox"/>
Screening & referral	Vision, hearing, health & more	Vision, hearing & health screenings; & referral	<input checked="" type="checkbox"/>
Continuous quality improvement system	Structured classroom observations; Data used for program improvement at a local level only	Structured classroom observations; data used for program improvement	<input type="checkbox"/>

For more information about the benchmarks, see the Executive Summary and Roadmap to State Profile Pages.

8

### RESOURCES

Total state pre-K spending .....	\$11,112,490 <sup>1</sup>
Local match required? .....	Yes
State spending per child enrolled .....	\$9,245
All reported spending per child enrolled* .....	\$9,245

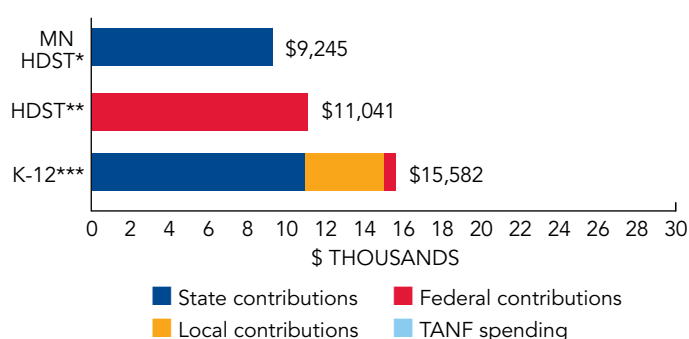
\* Pre-K programs may receive additional funds from federal or local sources that are not included in this figure.

\*\* Head Start per-child spending includes funding only for 3- and 4-year-olds.

\*\*\* K-12 expenditures include capital spending as well as current operating expenditures.

<sup>1</sup> The state appropriated \$25.1 million to local Head Start programs including \$13.99 million for Early Head Start.

### SPENDING PER CHILD ENROLLED

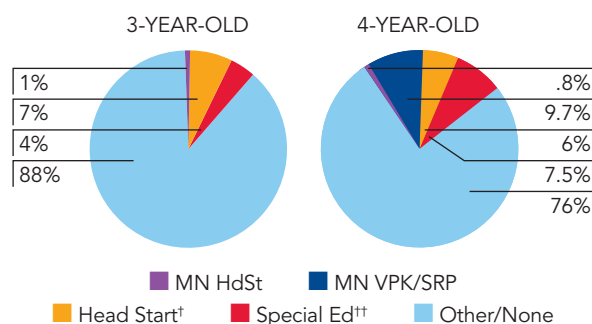


## MINNESOTA VOLUNTARY PREKINDERGARTEN AND SCHOOL READINESS PLUS

### ACCESS

Total state pre-K enrollment .....	7,035
School districts that offer state program .....	31%
Income requirement .....	No income requirement
Minimum hours of operation .....	350 instructional hours/year
Operating schedule .....	School or academic year

### PERCENT OF POPULATION ENROLLED IN PUBLIC ECE



† Some Head Start children may also be counted in state pre-K (VPK/SRP).

†† Estimates children in special education not also enrolled in state pre-K or Head Start.

### QUALITY STANDARDS CHECKLIST

POLICY	MN VPK/SRP REQUIREMENT	BENCHMARK	REQUIREMENT MEETS BENCHMARK?
Early learning & development standards	Comprehensive, aligned, supported, culturally sensitive	Comprehensive, aligned, supported, culturally sensitive	<input checked="" type="checkbox"/>
Curriculum supports	Approval process & supports	Approval process & supports	<input checked="" type="checkbox"/>
Teacher degree	Other	BA	<input type="checkbox"/>
Teacher specialized training	Other	Specializing in pre-K	<input type="checkbox"/>
Assistant teacher degree	Determined locally	CDA or equivalent	<input type="checkbox"/>
Staff professional development	125 hours/5 years (licensed teachers only); PD plans (teachers only); Coaching	For teachers & assistants: At least 15 hours/year; individual PD plans; coaching	<input type="checkbox"/>
Maximum class size	20 (4-year-olds)	20 or lower	<input checked="" type="checkbox"/>
Staff-child ratio	1:10 (4-year-olds)	1:10 or better	<input checked="" type="checkbox"/>
Screening & referral	Vision, hearing, health & more	Vision, hearing & health screenings; & referral	<input checked="" type="checkbox"/>
Continuous quality improvement system	Structured classroom observations; Data used for program improvement at the local level only	Structured classroom observations; data used for program improvement	<input type="checkbox"/>

For more information about the benchmarks, see the Executive Summary and Roadmap to State Profile Pages.

5

### RESOURCES

Total state pre-K spending .....	\$43,002,112
Local match required? .....	No
State spending per child enrolled .....	\$6,113
All reported spending per child enrolled* .....	\$6,113

\* Pre-K programs may receive additional funds from federal or local sources that are not included in this figure.

\*\* Head Start per-child spending includes funding only for 3- and 4-year-olds.

\*\*\* K-12 expenditures include capital spending as well as current operating expenditures.

### SPENDING PER CHILD ENROLLED

