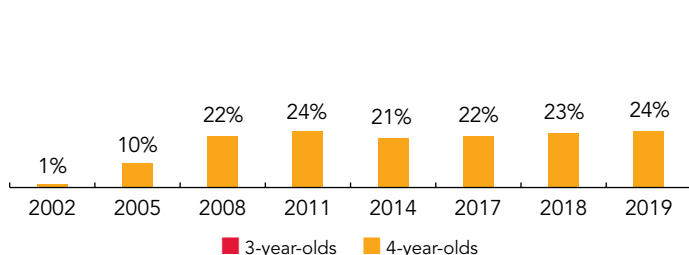
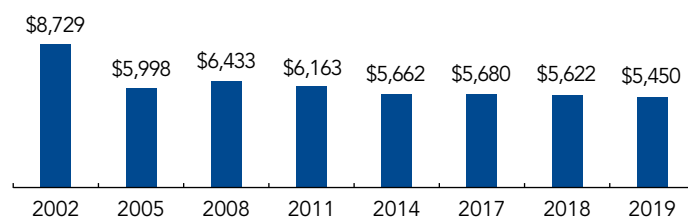


North Carolina

PERCENT OF STATE POPULATION ENROLLED



STATE SPENDING PER CHILD ENROLLED
(2019 DOLLARS)



OVERVIEW

North Carolina preschool enrolled 29,509 children in 2018-2019, an increase of 1,124 children from the prior year. State funding totaled \$ 99,145,854 and \$ 61,682,426 in TANF, up \$1,245,989 (1%), adjusted for inflation, since last year. State spending per child (including TANF) equaled \$5,450 in 2018-2019, down \$172 from 2017-2018, adjusted for inflation. North Carolina met 8 of 10 quality standards benchmarks.

WHAT'S NEW

During the 2019-2020 school year, \$9.35 million was allocated for expansion of the North Carolina Pre-Kindergarten Program (NC Pre-K). Additionally, the Division of Child Development and Early Education within the North Carolina Department of Health and Human Services was awarded a renewal Preschool Development Grant Birth through Five award in 2019 for \$40.2 million over three years (\$13.4 million each year). With this grant, North Carolina plans to provide family engagement activities, improve individualized transitions from preschool to kindergarten, expand access to early learning programs, and improve overall quality of early learning in the state. For more information about this award, click [here](#).

BACKGROUND

North Carolina has provided state-funded pre-kindergarten education since 2001, originally via the More at Four Pre-Kindergarten Program. During the 2011-2012 school year, the program was renamed the North Carolina Pre-Kindergarten (NC Pre-K) Program and administrative control moved from the Department of Public Instruction to the Department of Health and Human Services.

NC Pre-K enrolls at-risk 4-year-olds from low-income families who have not participated in other early childhood programs. NC Pre-K programs are required to operate 6.5 hours per day for 36 weeks each year and serve as many eligible children as funding levels permit. To be eligible, children generally must be in a household with income at or below 75% of the state median income (SMI); but up to 20% of children may be in a household with a higher income if they have another designated risk factor. Risk factors include a developmental delay or identified disability, a chronic health condition, or limited English proficiency.

Funding for NC Pre-K includes state general appropriations and North Carolina Education Lottery receipts, federal funds, and a local contribution, with the majority of the funding coming from the state. NC Pre-K classrooms operate statewide in settings such as privately licensed Head Start programs, childcare centers, and public schools. All programs, whether in public or private settings, must earn high-quality ratings under the state child-care licensing system to participate in NC Pre-K and the state's subsidy system.

NC Pre-K sets a maximum class size of 18 4-year-olds and requires a staff-child ratio of 1:9. Lead teachers must have a bachelor's degree and a birth-through-kindergarten license. Classroom staff are required to use approved curricula and formative assessments aligned with the state's early learning standards. Staff conduct ongoing formative assessments to gather information about each child's growth and skill development, as well as to inform instruction.

ACCESS RANKINGS	
4-YEAR-OLDS	3-YEAR-OLDS
27	None Served

RESOURCE RANKINGS	
STATE SPENDING	ALL REPORTED SPENDING
20	9

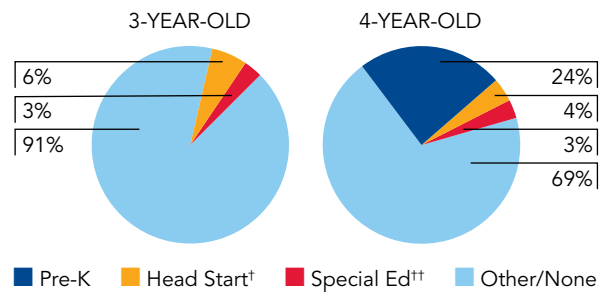
TOTAL BENCHMARKS MET
8

NORTH CAROLINA PRE-KINDERGARTEN PROGRAM

ACCESS

Total state pre-K enrollment.....	29,509
School districts that offer state program.....	100% (counties/parishes)
Income requirement.....	75% SMI
Minimum hours of operation.....	6.5 hours/day; 5 days/week
Operating schedule.....	School or academic year
Special education enrollment, ages 3 and 4.....	11,143
Federally funded Head Start enrollment, ages 3 and 4.....	16,476
State-funded Head Start enrollment, ages 3 and 4.....	0

PERCENT OF POPULATION ENROLLED IN PUBLIC ECE



QUALITY STANDARDS CHECKLIST

POLICY	NC PRE-K REQUIREMENT	BENCHMARK	REQUIREMENT MEETS BENCHMARK?
Early learning & development standards	Comprehensive, aligned, supported, culturally sensitive	Comprehensive, aligned, supported, culturally sensitive	<input checked="" type="checkbox"/>
Curriculum supports	Approval process & supports	Approval process & supports	<input checked="" type="checkbox"/>
Teacher degree	BA	BA	<input checked="" type="checkbox"/>
Teacher specialized training	ECE or CD	Specializing in pre-K	<input checked="" type="checkbox"/>
Assistant teacher degree	HSD	CDA or equivalent	<input type="checkbox"/>
Staff professional development	80 hours/5 years (teachers); 5 clock hours/year (assistant teachers); PD plans; Coaching	For teachers & assistants: At least 15 hours/year; individual PD plans; coaching	<input type="checkbox"/>
Maximum class size	18 (4-year-olds)	20 or lower	<input checked="" type="checkbox"/>
Staff-child ratio	1:9 (4-year-olds)	1:10 or better	<input checked="" type="checkbox"/>
Screening & referral	Vision, hearing, health & more	Vision, hearing & health screenings; & referral	<input checked="" type="checkbox"/>
Continuous quality improvement system	Structured classroom observations; Data used for program improvement	Structured classroom observations; data used for program improvement	<input checked="" type="checkbox"/>

For more information about the benchmarks, see the Executive Summary and Roadmap to State Profile Pages.

8

RESOURCES

Total state pre-K spending	\$160,828,280
Local match required?	Yes
State Head Start spending	\$0
State spending per child enrolled	\$5,450
All reported spending per child enrolled*	\$9,162

* Pre-K programs may receive additional funds from federal or local sources that are not included in this figure.

** Head Start per-child spending includes funding only for 3- and 4-year-olds.

*** K-12 expenditures include capital spending as well as current operating expenditures.

SPENDING PER CHILD ENROLLED

