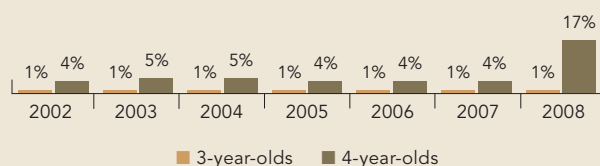
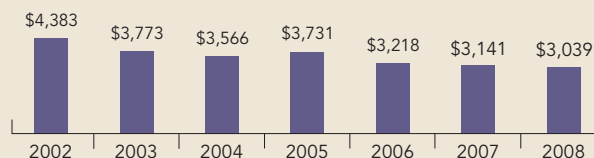


Iowa

PERCENT OF STATE POPULATION ENROLLED



STATE SPENDING PER CHILD ENROLLED
(2008 DOLLARS)



In 1989, Iowa began to offer the prekindergarten initiative *Shared Visions*, which serves 3-, 4-, and 5-year-olds in full- or part-day programs. Through a competitive grant process, funds are distributed directly to public schools, private agencies, faith-based centers and Head Start programs. Those programs can choose to subcontract with other programs located in the same types of settings. Income is the primary risk factor used to determine eligibility, and at least 80 percent of children in each classroom must be eligible to receive free lunch. However, up to 20 percent of children can be eligible based on secondary risk factors. Secondary risk factors include developmental delay, homelessness, low birth weight, or having a parent who has a substance abuse problem or is incarcerated.

Each grantee of the *Shared Visions* program decides how to tailor services to meet local needs such as determining operating schedules and how sliding payment scales will be used for children from over-income families. The *Shared Visions* initiative was flat funded from 1995 until 2007, leading to service cuts or shorter program days for some grantees as well causing some grantees to increase their use of local funds. However, for the first time in more than a decade, in fiscal year 2008 state funding levels increased for Iowa's *Shared Visions*, providing a 2 percent increase overall.

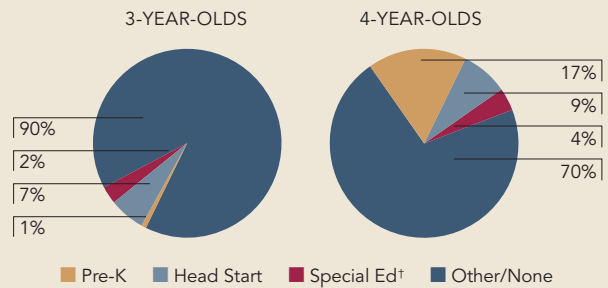
In the 2007-2008 program year, the state started an initiative designed to be available to all 4-year-old children known as the Statewide Voluntary Preschool Program (SVPP). The program is located in 18 percent of Iowa's school districts and serves more than 5,000 4-year-old children for a minimum of 10 hours per week. The Preschool Program only provides funding for 4-year-olds although some 3- and 5-year-old children may also be enrolled in the program. To be eligible for the Preschool Program, children must be 4 years old and live in Iowa although they do not have to be a resident of the school district. A sliding payment scale may apply to children not meeting free and reduced-price lunch qualifications; however, this is determined locally. In fiscal year 2008, total spending was \$14,670,000 coming from the general revenue fund. Public schools receive Preschool Program funding directly from the state but may subcontract with Head Start agencies, private child care, and faith-based centers.

The first two pages of this state profile document Iowa's overall contributions and commitment to state prekindergarten, including state spending and enrollment for both *Shared Visions* and the Statewide Voluntary Preschool Program. The third page focuses exclusively on the *Shared Visions* and the final page presents specific details about the Statewide Voluntary Preschool Program.

STATE OVERVIEW

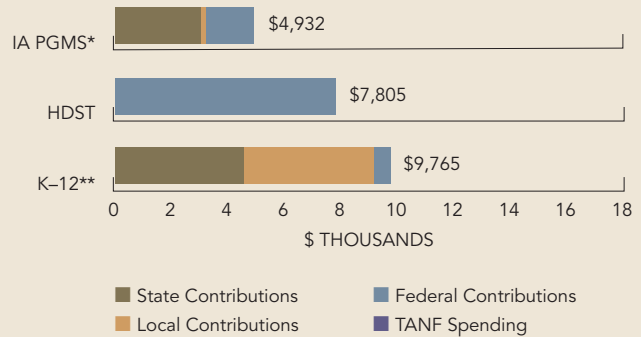
Total state program enrollment	7,367
Total state spending	\$22,391,481
State spending per child enrolled	\$3,039
All reported spending per child enrolled*	\$4,932

STATE PRE-K AND HEAD START ENROLLMENT AS PERCENTAGE OF TOTAL POPULATION



† This number represents children in special education who are not enrolled in Head Start but may be enrolled in state-funded pre-K.

SPENDING PER CHILD ENROLLED



* Pre-K programs may receive additional funds from federal or local sources that are not included in this figure.

**K-12 expenditures include capital spending as well as current operating expenditures.

Data are for the '07-'08 school year, unless otherwise noted.

ACCESS RANKINGS	
4-YEAR-OLDS	3-YEAR-OLDS
20	20

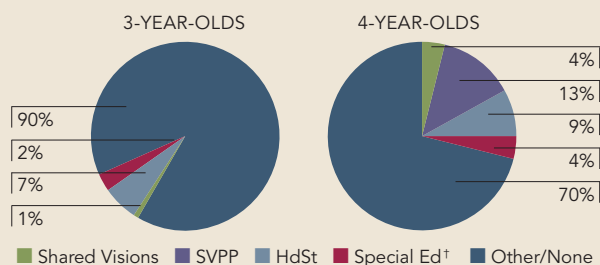
RESOURCES RANKINGS	
STATE SPENDING	ALL REPORTED SPENDING
29	18

IOWA SHARED VISIONS

ACCESS

Total state program enrollment	2,242
School districts that offer state program	10% ¹
Income requirement	80% of children must be below 130% FPL
Hours of operation	Determined locally ²
Operating schedule	Determined locally ²
Special education enrollment	3,339
Federally funded Head Start enrollment	5,982
State-funded Head Start enrollment	0

STATE PRE-K AND HEAD START ENROLLMENT AS PERCENTAGE OF TOTAL POPULATION



[†] This number represents children in special education who are not enrolled in Head Start but may be enrolled in state-funded pre-K.

QUALITY STANDARDS CHECKLIST

POLICY	STATE PRE-K REQUIREMENT	BENCHMARK	DOES REQUIREMENT MEET BENCHMARK?
Early learning standards	Comprehensive	Comprehensive	<input checked="" type="checkbox"/>
Teacher degree	BA (public); CDA (nonpublic) ³	BA	<input type="checkbox"/>
Teacher specialized training	EC teaching endorsement (public) ⁴ ; Meets CDA requirements (nonpublic)	Specializing in pre-K	<input checked="" type="checkbox"/>
Assistant teacher degree	HSD (public and nonpublic) ⁵	CDA or equivalent	<input type="checkbox"/>
Teacher in-service	6 credit hours/5 years (public); None (nonpublic) ⁵	At least 15 hours/year	<input type="checkbox"/>
Maximum class size	20 or lower		<input checked="" type="checkbox"/>
3-year-olds	20		
4-year-olds	20		
Staff-child ratio	1:10 or better		<input checked="" type="checkbox"/>
3-year-olds	1:8		
4-year-olds	1:8		
Screening/referral and support services	Vision, hearing, health, dental, developmental; and support services ⁶	Vision, hearing, health; and at least 1 support service	<input checked="" type="checkbox"/>
Meals	Lunch and snack ⁷	At least 1/day	<input checked="" type="checkbox"/>
Monitoring	Other monitoring ⁸	Site visits	<input type="checkbox"/>

TOTAL BENCHMARKS MET

6

RESOURCES

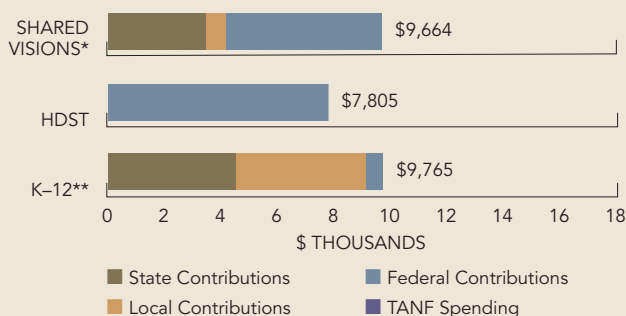
Total state pre-K spending	\$7,721,481
Local match required?	Yes, 20% of total grant amount ⁹
State spending per child enrolled	\$3,444
All reported spending per child enrolled*	\$9,664

* Pre-K programs may receive additional funds from federal or local sources that are not included in this figure.

** K-12 expenditures include capital spending as well as current operating expenditures.

Data are for the '07-'08 school year, unless otherwise noted.

SPENDING PER CHILD ENROLLED



¹ In addition, 36 Shared Visions programs are offered by Head Start grantees, and 14 are offered in child care centers.

² Programs operate an average of 6.5 hours per day, 4.7 days per week, and generally operate during the academic year.

³ Teachers in nonpublic settings follow NAEYC standards, which require a minimum of a CDA.

⁴ Required endorsements cover children from birth to age 5, or from birth to age 8, with or without special education.

⁵ Teachers employed in school district programs must renew their license every 5 years, including 6 credit hours of training. There is no specific requirement for the amount of in-service training for the remaining grantees, although most do provide at least 15 clock hours per year.

⁶ Although Shared Visions does not have specific requirements for screening and referral, applicants are required to address the types of screening and referral that will be provided. All Shared Visions programs provide screening and referral for vision, hearing, and health. The number of required parent conferences is not specified in state regulations. Additional support services include parenting support or training, parent involvement activities, health services for children, information about nutrition, and referral to social services.

⁷ Applicants for Shared Visions funding are required through their grant applications to address meals and meet the requirements of NAEYC accreditation. The specific meals offered depend on the hours of operation, but are required by NAEYC criteria.

⁸ Monitoring information is collected through periodic program evaluation by an outside agency.

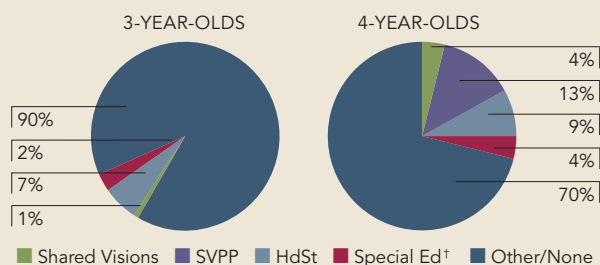
⁹ While the local match requirement is 20 percent, the sources are determined locally and local contributions have exceeded the required amount in recent years.

IOWA STATEWIDE VOLUNTARY PRESCHOOL PROGRAM

ACCESS

Total state program enrollment	5,125
School districts that offer state program	18% ¹
Income requirement	None
Hours of operation	Determined locally ²
Operating schedule	Academic year
Special education enrollment	3,339
Federally funded Head Start enrollment	5,982
State-funded Head Start enrollment	0

STATE PRE-K AND HEAD START ENROLLMENT
AS PERCENTAGE OF TOTAL POPULATION



† This number represents children in special education who are not enrolled in Head Start but may be enrolled in state-funded pre-K.

QUALITY STANDARDS CHECKLIST

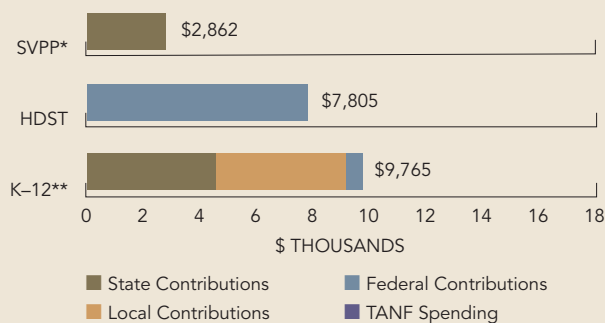
POLICY	STATE PRE-K REQUIREMENT	BENCHMARK	DOES REQUIREMENT MEET BENCHMARK?
Early learning standards	Comprehensive	Comprehensive	<input checked="" type="checkbox"/>
Teacher degree	BA (public and nonpublic)	BA	<input checked="" type="checkbox"/>
Teacher specialized training	EC teaching endorsement ³	Specializing in pre-K	<input checked="" type="checkbox"/>
Assistant teacher degree	CDA or Iowa Para-educator certificate (public and nonpublic) ⁴	CDA or equivalent	<input type="checkbox"/>
Teacher in-service	6 credit hours/5 years	At least 15 hours/year	<input checked="" type="checkbox"/>
Maximum class size		20 or lower	<input checked="" type="checkbox"/>
3-year-olds	20		
4-year-olds	20		
Staff-child ratio		1:10 or better	<input checked="" type="checkbox"/>
3-year-olds	1:10		
4-year-olds	1:10		
Screening/referral	Vision, hearing, health, and support services developmental; and support services ⁵	Vision, hearing, health; and at least 1 support service	<input checked="" type="checkbox"/>
Meals	Snack ⁶	At least 1/day	<input type="checkbox"/>
Monitoring	None ⁷	Site visits	<input type="checkbox"/>

TOTAL
BENCHMARKS
MET
7

RESOURCES

Total state pre-K spending	\$14,670,000 ⁸
Local match required?	No
State spending per child enrolled	\$2,862
All reported spending per child enrolled*	\$2,862

SPENDING PER CHILD ENROLLED



* Pre-K programs may receive additional funds from federal or local sources that are not included in this figure.

** K-12 expenditures include capital spending as well as current operating expenditures.

Data are for the '07-'08 school year, unless otherwise noted.

¹ Two of the school districts created a consortium including 1 or 2 additional districts so while the Department of Education funded 64 districts, with the consortium there are 67 districts.

² A minimum of 10 hours per week, 360 hours per year must be provided and funded. Most programs operate an average of 13 hours or 4 days per week.

³ Required endorsements cover children from birth to age 5, or from birth to age 8, with or without special education.

⁴ Assistant teachers must have either a CDA or an Iowa Para-educator certificate. The certificate requires 90 hours of generalized education courses plus 45 hours of ECE specific training.

⁵ Support services include two parent conferences, one home visit and one family night, as well as parenting support or training, parent involvement activities, health services for children, and referral for social services.

⁶ According to Iowa program standards additional meals must be provided if the program is longer than 10 hours per week.

⁷ Site visits will be conducted once every 5 years beginning in the 2008-2009 school year starting with districts awarded in the 2007-2008 school year.

⁸ This is the total spending allocation and may not reflect the final spending amount for 2007-2008.