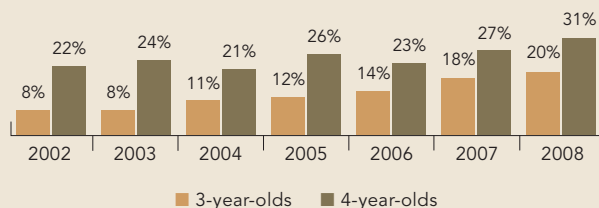
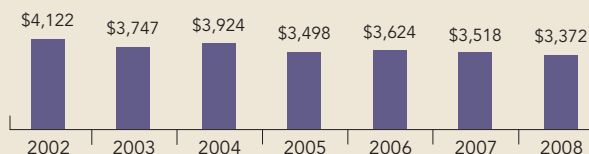


Illinois

PERCENT OF STATE POPULATION ENROLLED



STATE SPENDING PER CHILD ENROLLED
(2008 DOLLARS)



The Prekindergarten Program for At-Risk Children, Illinois' first preschool initiative, was established in 1985 in response to calls for state education reform. Funds for the program have been provided through the state's Early Childhood Block Grant (ECBG) since 1998, and at least 11 percent of the block grant must be used to serve children age 3 and under. ECBG supports preschool education programs, provides parent training, and coordinates services for at-risk infants and toddlers.

In 2006, a new preschool initiative, Preschool for All, was established with the goal of offering access to preschool to every 3- and 4-year-old in the state. Preschool for All is available in all counties in Illinois and all public school districts and private providers are encouraged to apply for grants. Programs serving at-risk children are the first priority for new funding during the expansion, followed by programs serving families earning up to four times the federal poverty level. Criteria for at-risk status is determined by individual programs, based on needs identified by districts or agencies in their grant proposals. Among the types of risk factors considered are developmental delay, low parental education, poverty, exposure to drug or alcohol abuse in the family, and history of abuse, neglect, or family violence.

In an effort to continue moving toward the goal of providing access to all of the state's 3- and 4-year-olds whose parents wish them to attend, Illinois increased funding for the 2007-2008 program year by more than \$26 million and increased enrollment by 6,622. Preschool for All is expected to be fully funded by the year 2012. At that time, programs will be allowed to use state dollars to serve children who are not at risk, and it is expected that a total of 190,000 children will be served annually.

ACCESS RANKINGS	
4-YEAR-OLDS	3-YEAR-OLDS
11	1

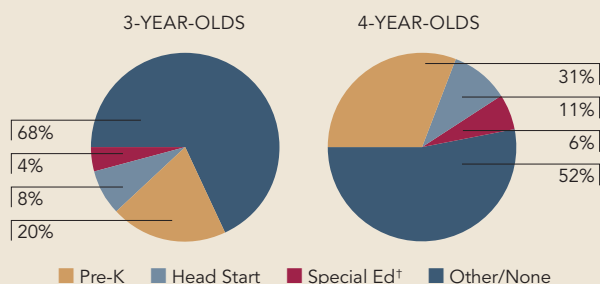
RESOURCES RANKINGS	
STATE SPENDING	ALL REPORTED SPENDING
24	28

ILLINOIS PRESCHOOL FOR ALL

ACCESS

Total state program enrollment	91,808
School districts that offer state program	100% (counties)
Income requirement	None ¹
Hours of operation	2.5 hours/day, 5 days/week
Operating schedule	Academic year
Special education enrollment	21,580
Federally funded Head Start enrollment	34,178
State-funded Head Start enrollment	0

STATE PRE-K AND HEAD START ENROLLMENT AS PERCENTAGE OF TOTAL POPULATION



[†] This number represents children in special education who are not enrolled in Head Start but may be enrolled in state-funded pre-K.

QUALITY STANDARDS CHECKLIST

POLICY	STATE PRE-K REQUIREMENT	BENCHMARK	DOES REQUIREMENT MEET BENCHMARK?
Early learning standards	Comprehensive	Comprehensive	<input checked="" type="checkbox"/>
Teacher degree	BA	BA	<input checked="" type="checkbox"/>
Teacher specialized training	EC certificate ²	Specializing in pre-K	<input checked="" type="checkbox"/>
Assistant teacher degree	AA	CDA or equivalent	<input checked="" type="checkbox"/>
Teacher in-service	120 clock hours/5 years	At least 15 hours/year	<input checked="" type="checkbox"/>
Maximum class size		20 or lower	<input checked="" type="checkbox"/>
3-year-olds	20		
4-year-olds	20		
Staff-child ratio		1:10 or better	<input checked="" type="checkbox"/>
3-year-olds	1:10		
4-year-olds	1:10		
Screening/referral	Vision, hearing, health, developmental; and support services ³	Vision, hearing, health; and at least 1 support service	<input checked="" type="checkbox"/>
Meals	Snack ⁴	At least 1/day	<input type="checkbox"/>
Monitoring	Site visits and other monitoring	Site visits	<input checked="" type="checkbox"/>

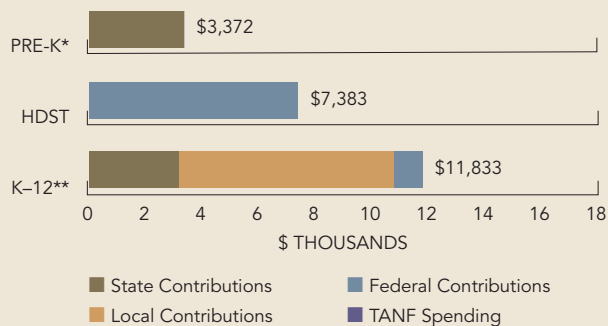
TOTAL BENCHMARKS MET

9

RESOURCES

Total state pre-K spending	\$309,596,682
Local match required?	No
State spending per child enrolled	\$3,372
All reported spending per child enrolled*	\$3,372

SPENDING PER CHILD ENROLLED



* Pre-K programs may receive additional funds from federal or local sources that are not included in this figure.

**K-12 expenditures include capital spending as well as current operating expenditures.

Data are for the '07-'08 school year, unless otherwise noted.

¹ Eligibility criteria are determined locally, but low-income status may be one of the risk factors considered.

² The early childhood certificate covers birth through age 8.

³ Support services include education services or job training for parents, parenting support or training, parent involvement activities, referral to social services, and transition to kindergarten activities. The number of required annual parent conferences or home visits is locally determined.

⁴ Children in full-day programs receive lunch and a snack.